

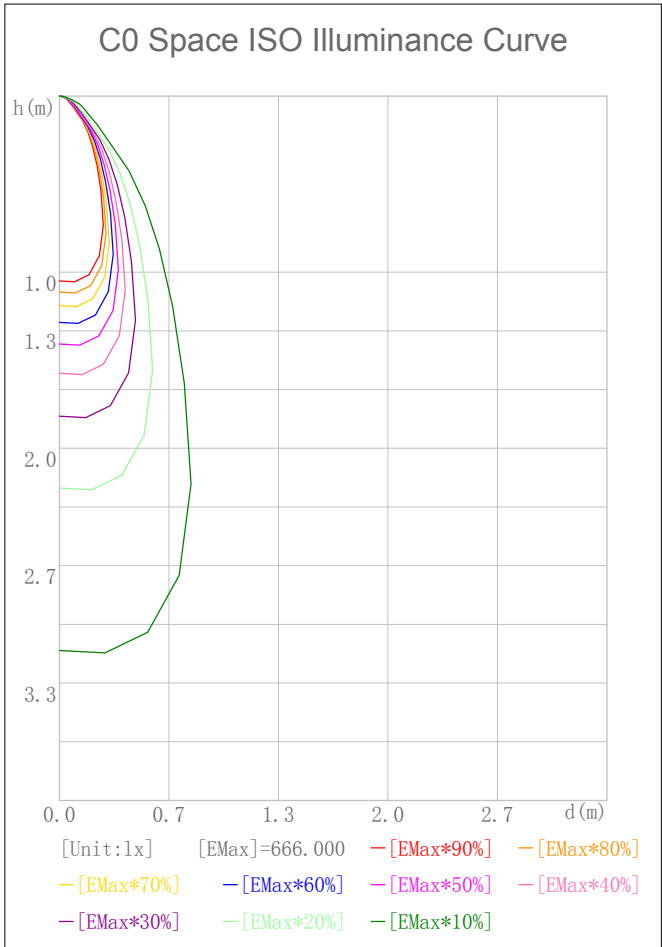
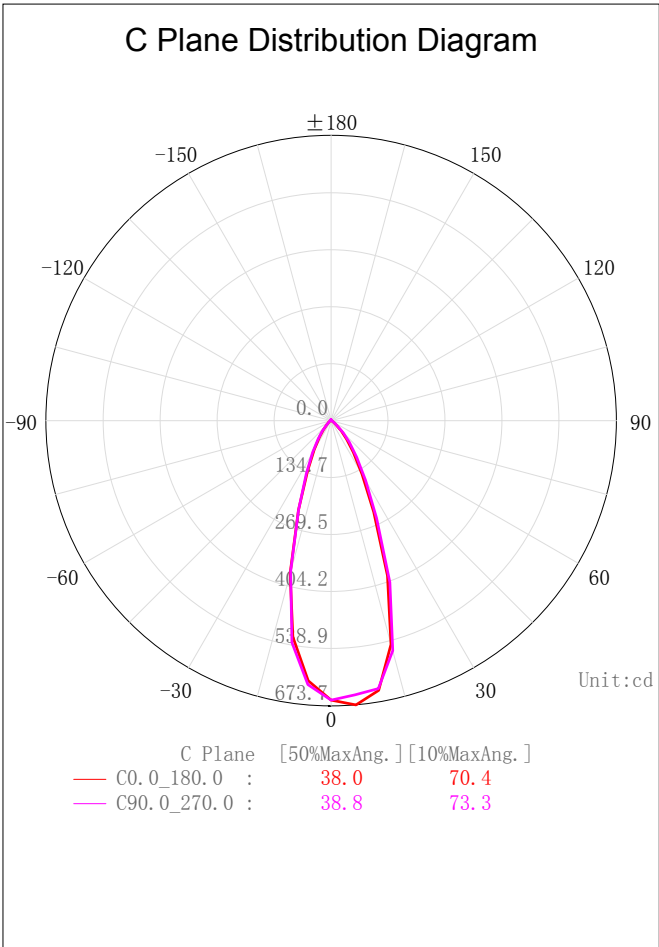
Indoor Luminaire Photometric Data

Description Information

Luminary Name:WL02-06-DW-04 1800-3000K RA90 36D		Lum. Catalog:	Test ID: 01
Lamp Name:		Lamp Catalog: LED	Test Date: 2022/08/29
Manufacture: Shenzhen Norming Lighting		Shld. Ang(°):	Test Machine:GON-2000
Test Lab: Quality Department		Frequency (Hz):	Lamp CCT (K): Ra:
Lum. Size (W*L*H):0.038m*0.038m*0.000m		Lum. Area (m2):0.001	Lum. W (kg): 0.000
Test System: C, γ	Test Step: C=90.0 γ=5.0	Temp. (°C): 25	Humidity(%): 50.0

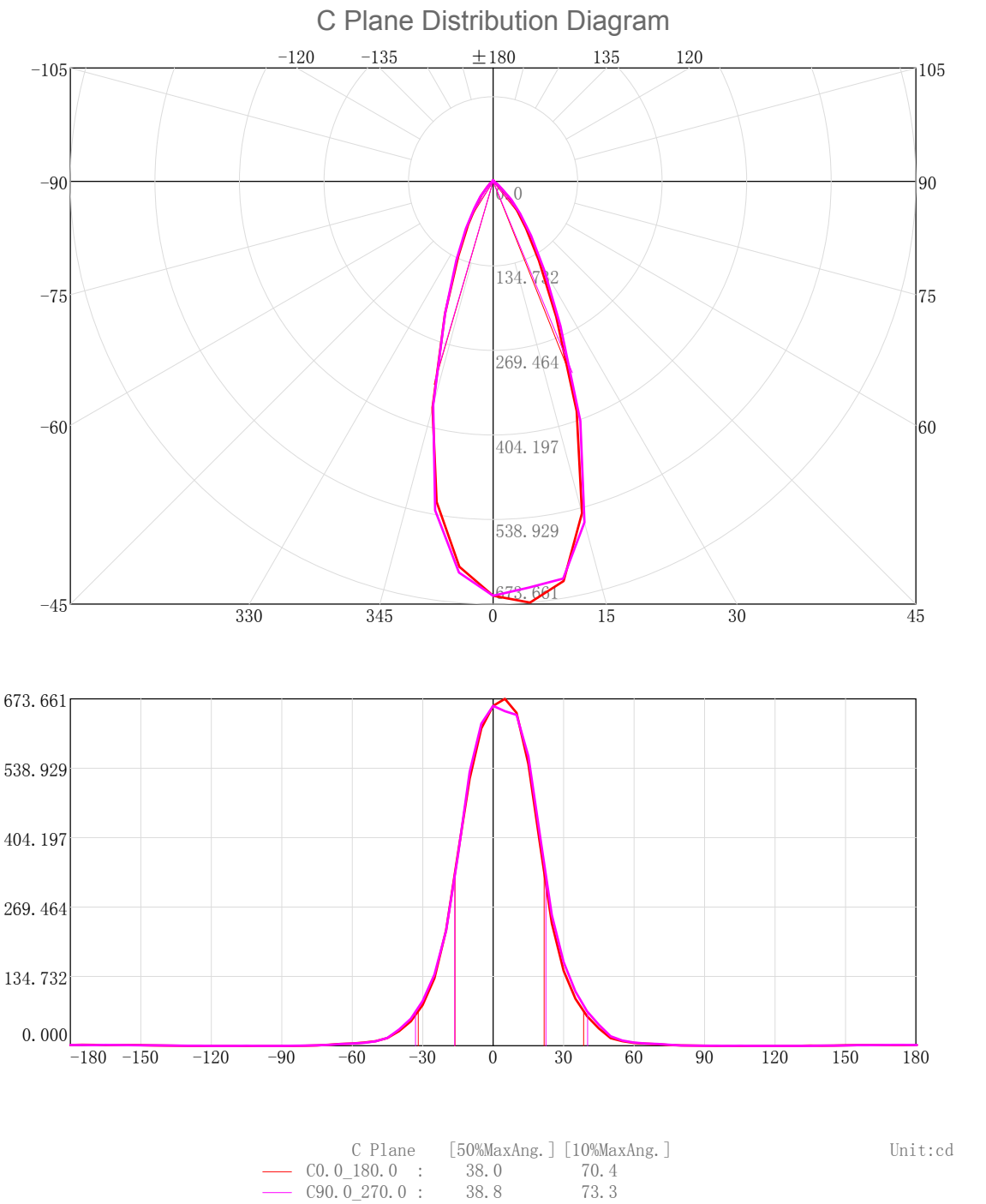
Character Parameter

Lamp Speciality Parameter		Luminaire Speciality Parameter	
Rated Flux(lm): 362.660	Luminary Flux(lm): 362.657	Field Angle(10%Imax): 70.4(°)	
Rated Power(W):	Luminary Efficiency: 100.00%	Down Lumens&Percent: 360.529lm 99.41%	
Rated Voltage(V):	Luminary EER(lm/W): 62.592	Up Lumens&Percent: 2.128lm 0.59%	
Tested Power(W): 5.794	Max. Candela(cd): 673.661	S/MH: C0_a180=0.632 C90_270=0.638	
Lamps' Inside: 1	Max Cand@Ang. (°): C=0.0 γ=5.0	CIE Type: Semi-Direct	
Tested Electrics (V, A, pf):239.8, 0.028, 0.834	Beam Angle(50%Imax): 38.0(°)	ErP ϕ use(90°): 340.252lm	
Lamp Size (W*L*H):0.038m*0.038m*0.000m	Left=-16.2°, Right=21.7°	IRF(%): 363.838	



2D Plane Light Intensity Distribution Curve

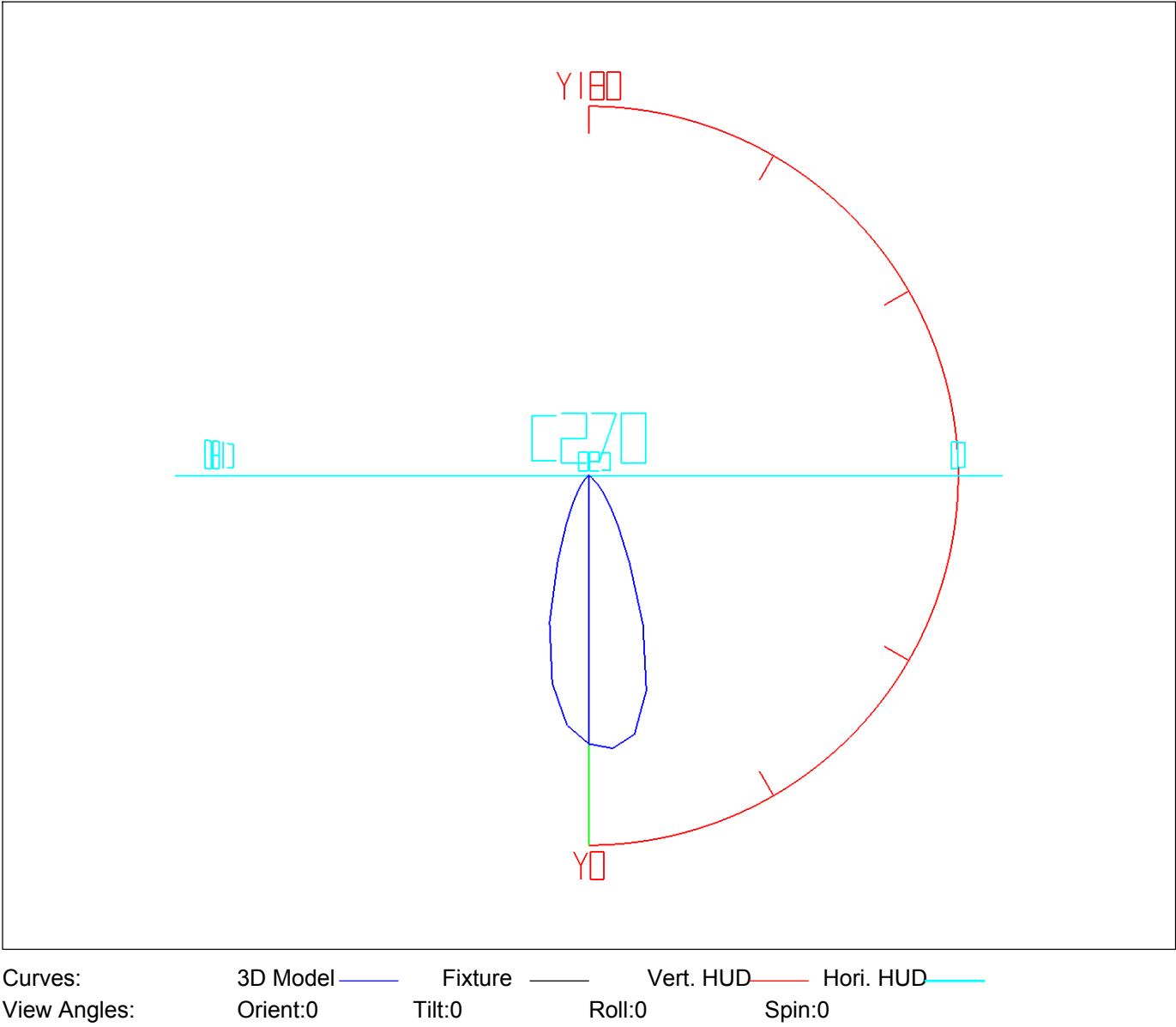
Lum. Name: WL02-06-DW-04 1800-3000K RA90 36D	Lum. Catalog:	Test ID: 01
Lamp Name:	Lamp Catalog: LED	Test Lab: Quality Department
Manufacture: Shenzhen Norming Lighting	Test Machine:GON-2000	Test Date: 2022/08/29



3D Light Intensity Distribution Modal

Lum. Name: WL02-06-DW-04 1800-3000K RA90 36D	Lum. Catelog:	Test ID: 01
Lamp Name:	Lamp Catelog: LED	Test Lab: Quality Department
Manufacture: Shenzhen Norming Lighting	Test Machine:GON-2000	Test Date: 2022/08/29

3D Light Intensity Distribution Modal

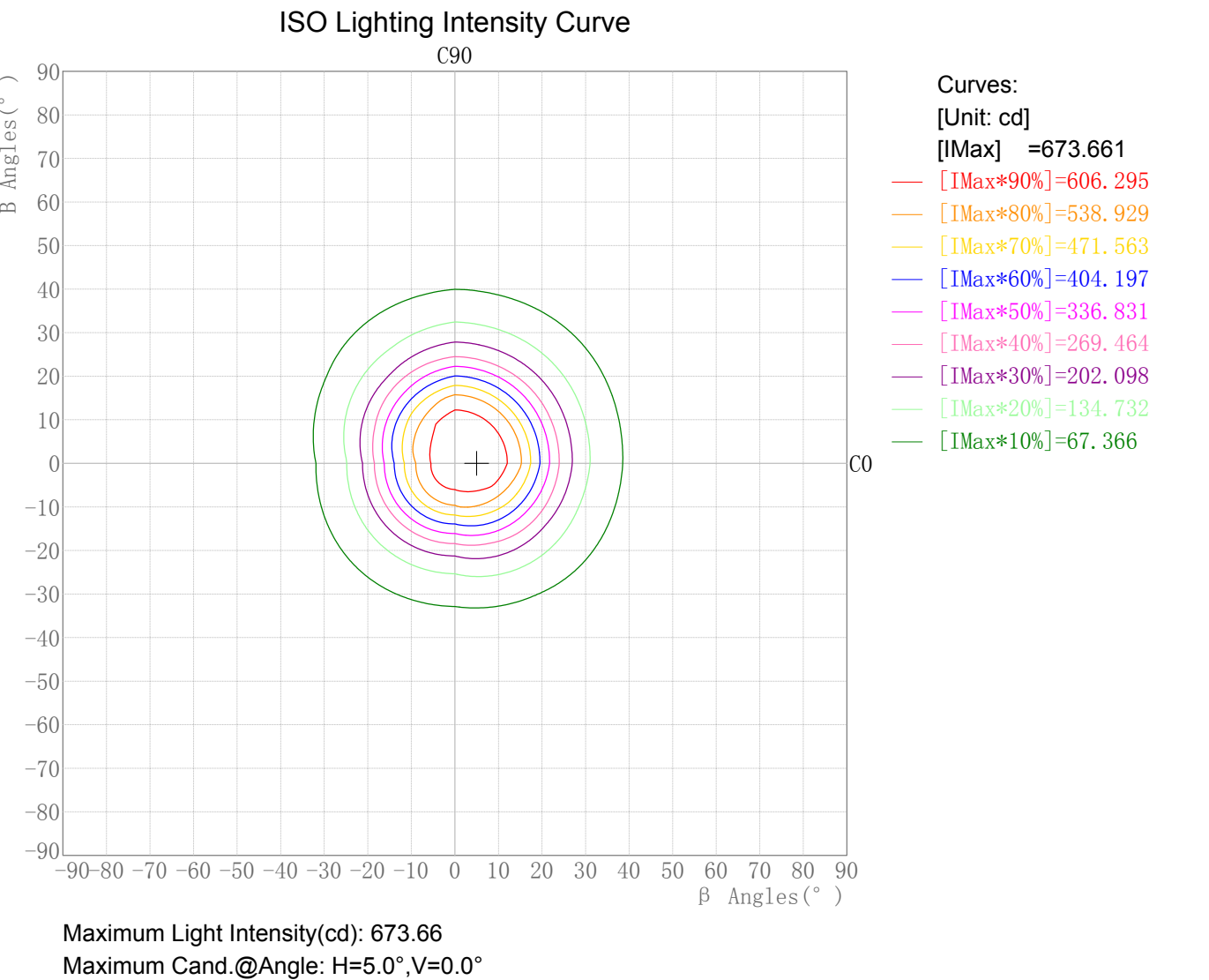


Zonal Flux Tabulation

Zone(γ)	Zone Flux (lm)	Sums Flux (lm)	Zone%Lamp	Sums%Lamp
0.0-5.0	15.56	15.56	4.29	4.29
5.0-10.0	43.87	59.42	12.10	16.39
10.0-15.0	62.15	121.58	17.14	33.52
15.0-20.0	63.77	185.34	17.58	51.11
20.0-25.0	52.58	237.92	14.50	65.60
25.0-30.0	39.13	277.05	10.79	76.39
30.0-35.0	28.45	305.50	7.85	84.24
35.0-40.0	20.14	325.64	5.55	89.79
40.0-45.0	13.45	339.09	3.71	93.50
45.0-50.0	7.92	347.01	2.18	95.69
50.0-55.0	4.51	351.52	1.24	96.93
55.0-60.0	3.05	354.57	0.84	97.77
60.0-65.0	2.23	356.81	0.62	98.39
65.0-70.0	1.69	358.50	0.47	98.85
70.0-75.0	1.09	359.58	0.30	99.15
75.0-80.0	0.54	360.12	0.15	99.30
80.0-85.0	0.26	360.39	0.07	99.37
85.0-90.0	0.14	360.53	0.04	99.41
90.0-95.0	0.06	360.59	0.02	99.43
95.0-100.0	0.03	360.62	0.01	99.44
100.0-105.0	0.05	360.66	0.01	99.45
105.0-110.0	0.04	360.70	0.01	99.46
110.0-115.0	0.00	360.70	0.00	99.46
115.0-120.0	0.00	360.70	0.00	99.46
120.0-125.0	0.02	360.72	0.00	99.46
125.0-130.0	0.03	360.75	0.01	99.47
130.0-135.0	0.07	360.82	0.02	99.49
135.0-140.0	0.14	360.96	0.04	99.53
140.0-145.0	0.20	361.16	0.06	99.59
145.0-150.0	0.26	361.42	0.07	99.66
150.0-155.0	0.32	361.74	0.09	99.75
155.0-160.0	0.30	362.04	0.08	99.83
160.0-165.0	0.26	362.30	0.07	99.90
165.0-170.0	0.20	362.50	0.05	99.96
170.0-175.0	0.12	362.62	0.03	99.99
175.0-180.0	0.04	362.66	0.01	100.00

Rectangle ISO Lighting Intensity Diagram

Lum. Name: WL02-06-DW-04 1800-3000K RA90 36D	Lum. Catalog:	Test ID: 01
Lamp Name:	Lamp Catalog: LED	Test Lab: Quality Department
Manufacture: Shenzhen Norming Lighting	Test Machine:GON-2000	Test Date: 2022/08/29

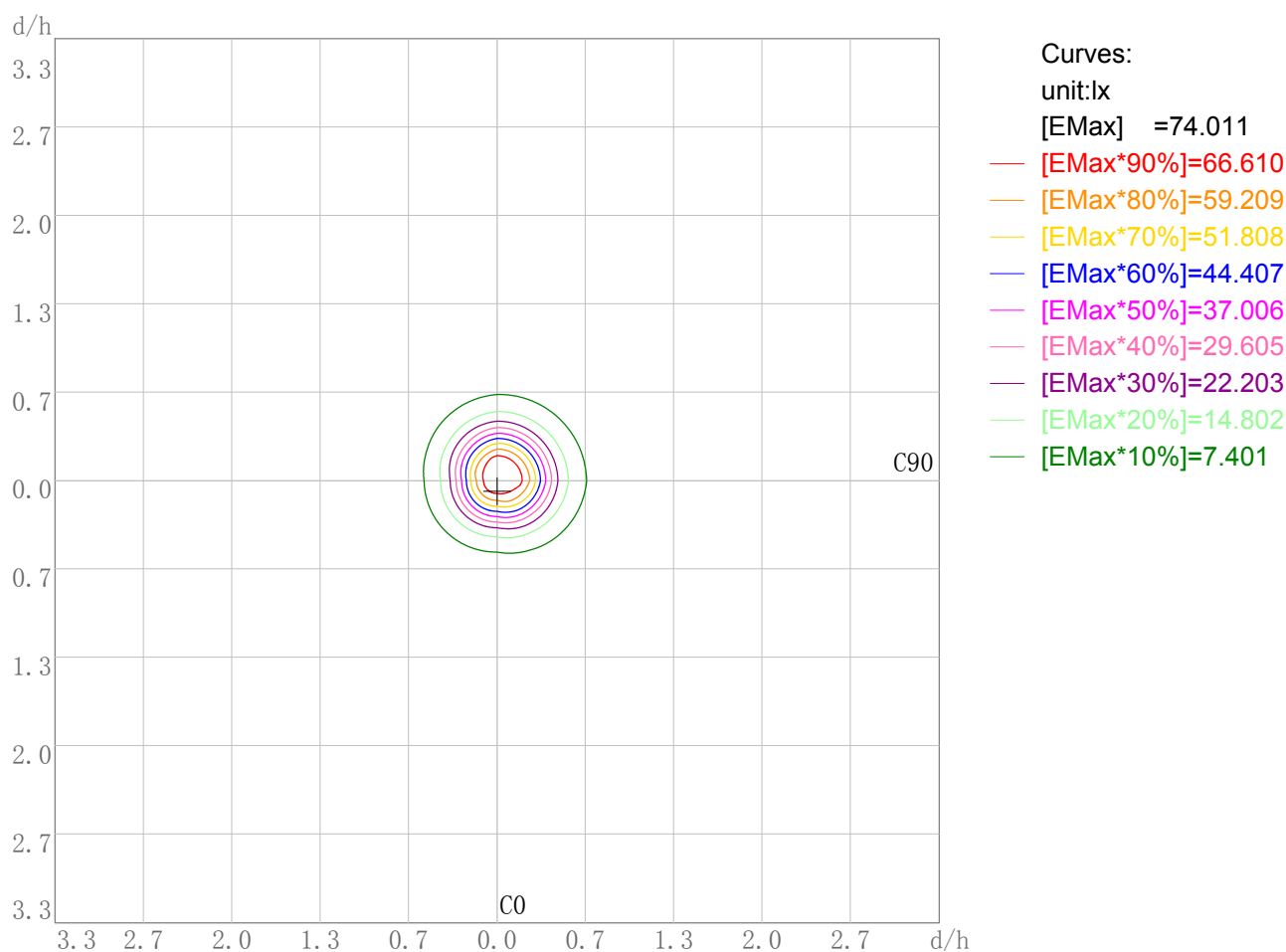


Photometric Filename:WL02-06-DW-04 1800-3000K RA90 36D.IES

Plane ISO-Illuminance Diagram

Lum. Name: WL02-06-DW-04 1800-3000K RA90 36D	Lum. Catalog:	Test ID: 01
Lamp Name:	Lamp Catalog: LED	Test Lab: Quality Department
Manufacture: Shenzhen Norming Lighting	Test Machine:GON-2000	Test Date: 2022/08/29

Plane ISO-Illuminance Curve

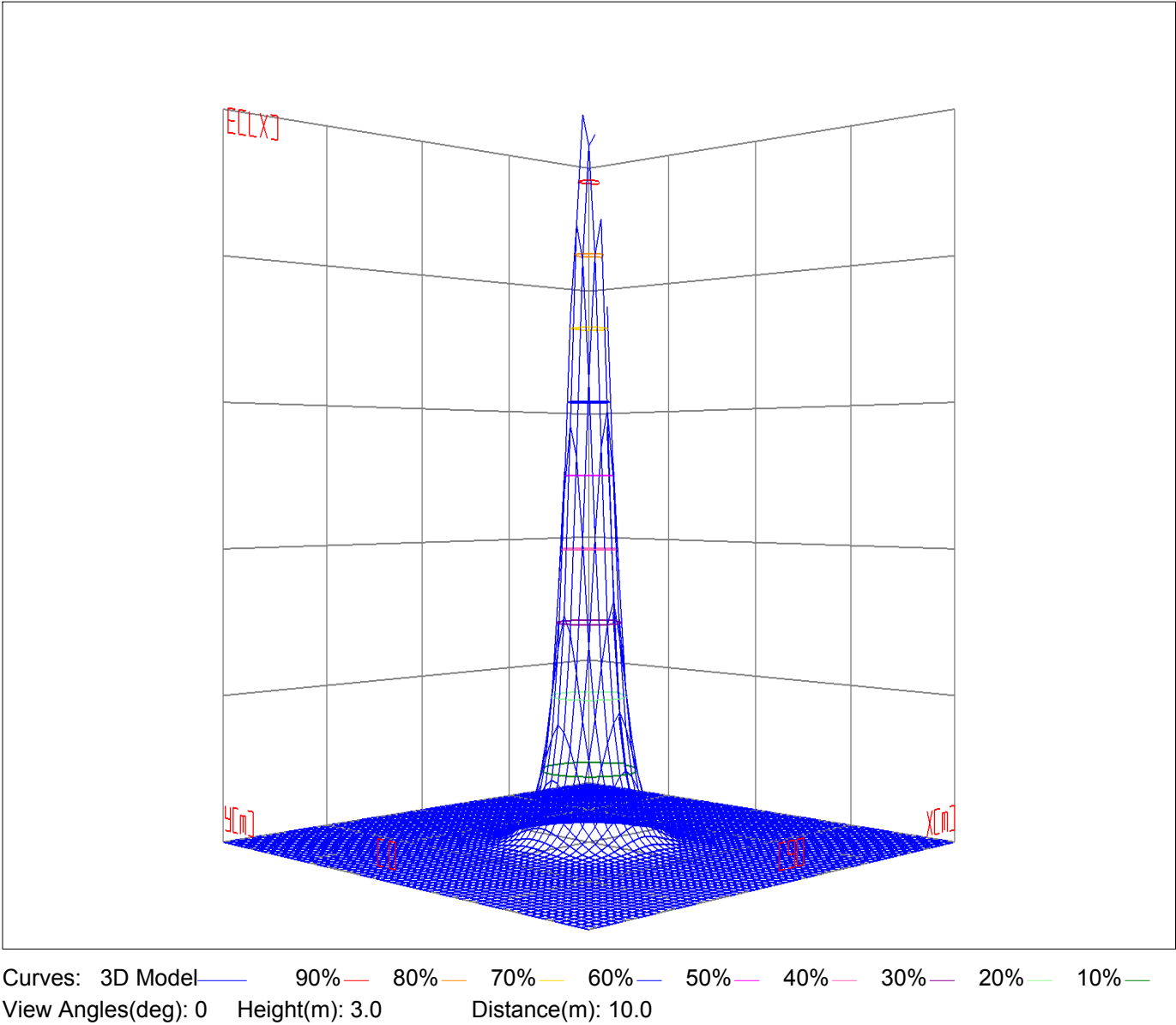


Working Plane Luminaire Mounting Height(m): 3.00
Working Plane Maximum Illuminance(lx): 74.01
Working Plane Maximum Illuminance Position(d/h):H0.0 V0.1

3D Plane ISO Illuminance Diagram

Lum. Name: WL02-06-DW-04 1800-3000K RA90 36D	Lum. Catelog:	Test ID: 01
Lamp Name:	Lamp Catelog: LED	Test Lab: Quality Department
Manufacture: Shenzhen Norming Lighting	Test Machine:GON-2000	Test Date: 2022/08/29

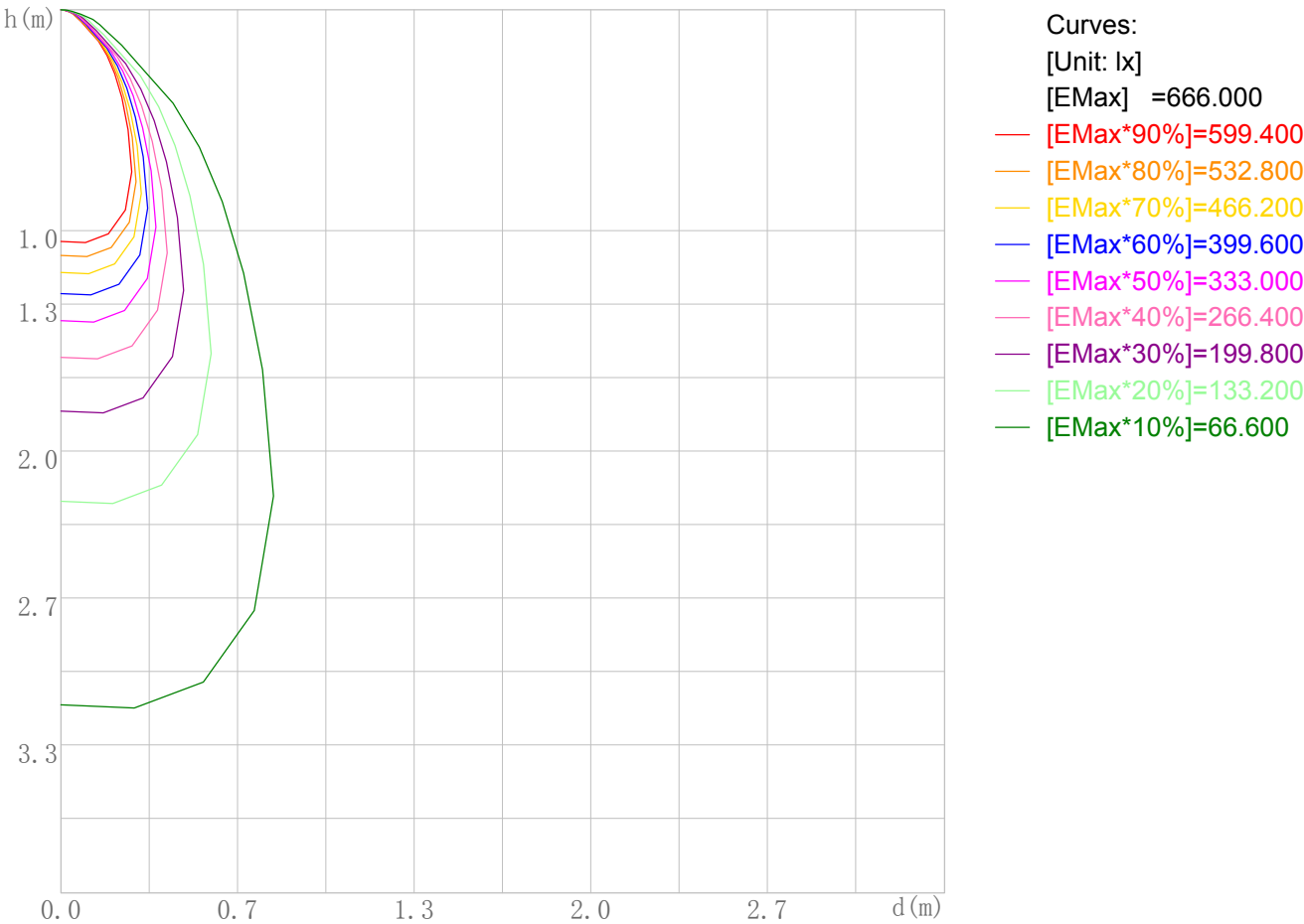
3D Plane Illuminance Modal



Space ISO Illuminance Diagram

Lum. Name: WL02-06-DW-04 1800-3000K RA90 36D	Lum. Catalog:	Test ID: 01
Lamp Name:	Lamp Catalog: LED	Test Lab: Quality Department
Manufacture: Shenzhen Norming Lighting	Test Machine:GON-2000	Test Date: 2022/08/29

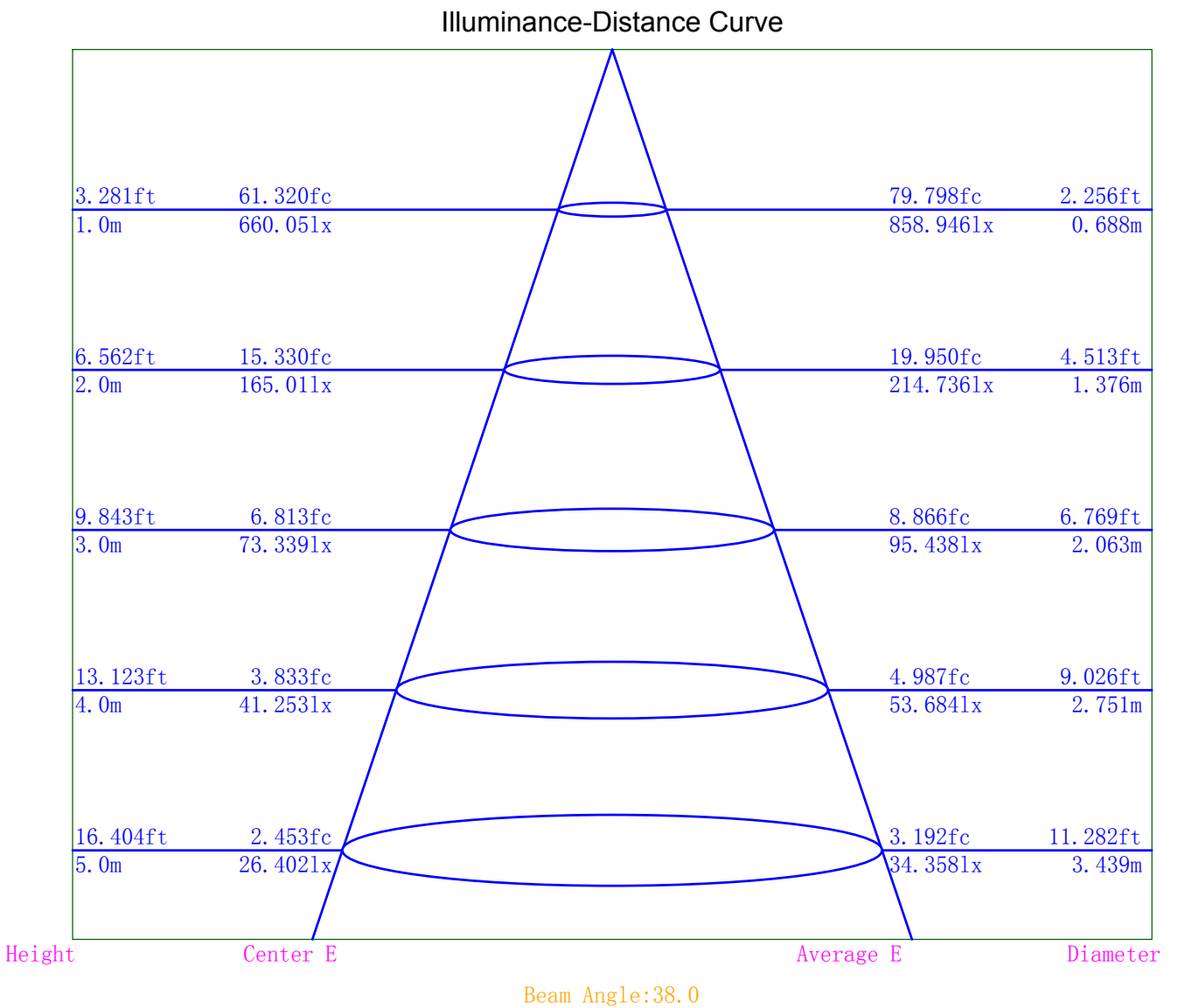
Space ISO Illuminance Curve



Space Plane Maximum Illuminance and @Angle:666.00lx,5.0deg
Plane Maximum Lighting Intensity and @Angle:673.661cd,0deg

Illuminance-Distance Diagram

Lum. Name: WL02-06-DW-04 1800-3000K RA90 36D	Lum. Catalog:	Test ID: 01
Lamp Name:	Lamp Catalog: LED	Test Lab: Quality Department
Manufacture: Shenzhen Norming Lighting	Test Machine:GON-2000	Test Date: 2022/08/29



Indoor Luminance Limiting Curves

Lum. Name: WL02-06-DW-04 1800-3000K RA90 36D	Lum. Catalog:	Test ID: 01
Lamp Name:	Lamp Catalog: LED	Test Lab: Quality Department
Manufacture: Shenzhen Norming Lighting	Test Machine:GON-2000	Test Date: 2022/08/29

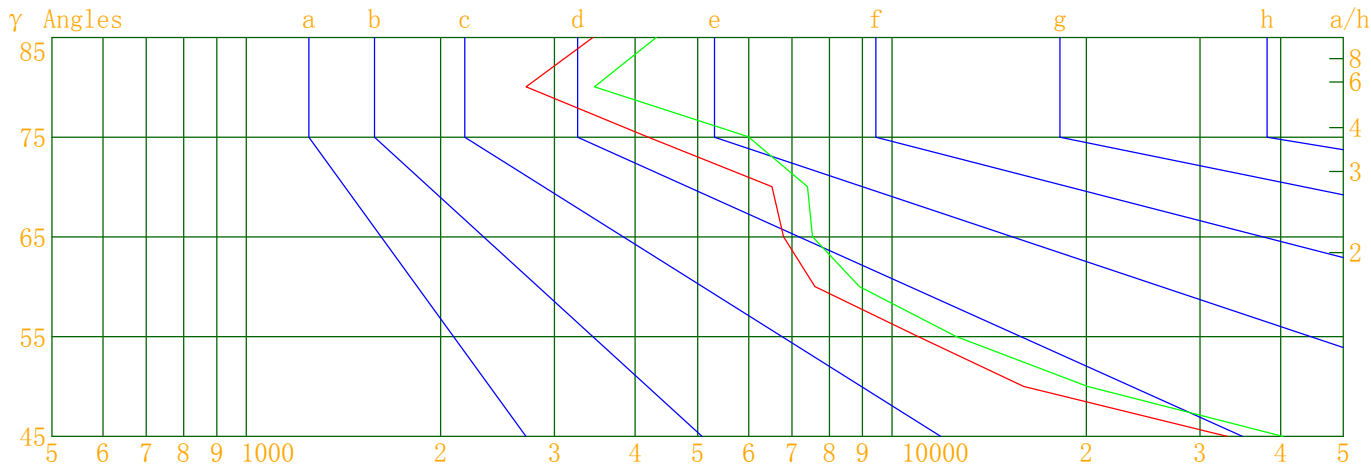
Glare Grade Table

GI	Quality	Using Illuminance							
1.15	A	2000	1000	500	<=300				
1.5	B		2000	1000	500	<=300			
1.85	C			2000	1000	500	<=300		
2.2	D				2000	1000	500	<=300	
2.55	E	a				2000	1000	500	<=300
			b	c	d	e	f	g	h

Luminance Table

Gama(deg)	45	50	55	60	65	70	75	80	85
C0	33032	15995	10968	7596	6792	6518	4177	2712	3441
C90	40287	20087	12568	8902	7531	7401	5991	3462	4315

Luminance Limiting Curve



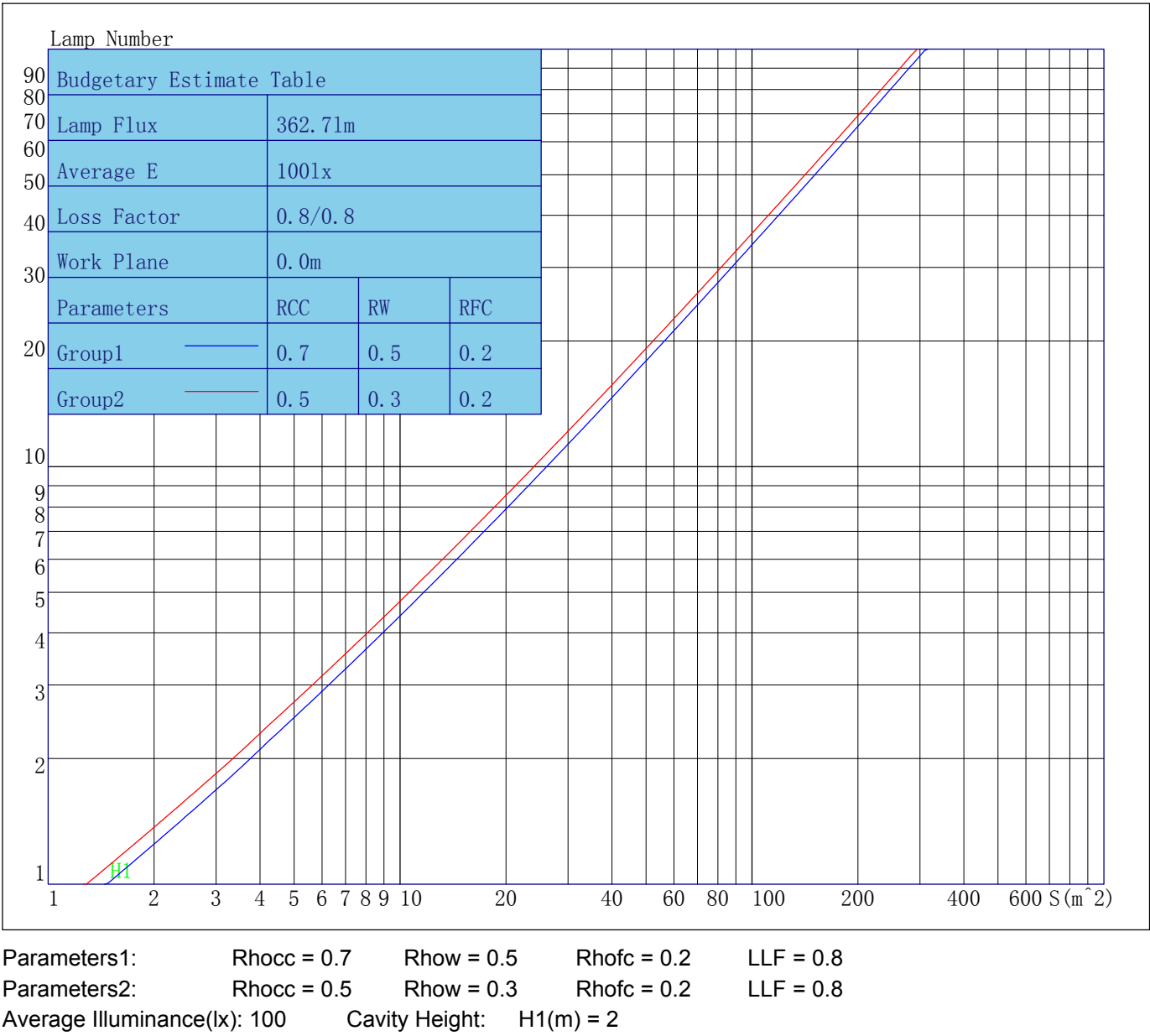
Luminous Size: Length(m)=0.038 Width(m)=0.038 Height(m)=0.000 Area(m^2)=0.001444

Luminous Type: Without Luminous Side

Luminous Curves: C0-C180 Color: — C90-C270 Color: —

Indoor Budgetary Estimate Table

Lum. Name: WL02-06-DW-04 1800-3000K RA90 36D	Lum. Catalog:	Test ID: 01
Lamp Name:	Lamp Catalog: LED	Test Lab: Quality Department
Manufacture: Shenzhen Norming Lighting	Test Machine:GON-2000	Test Date: 2022/08/29



Indoor Coefficient of Utilization Table

Lum. Name: WL02-06-DW-04 1800-3000K RA90 36D	Lum. Catelog:	Test ID: 01
Lamp Name:	Lamp Catelog: LED	Test Lab: Quality Department
Manufacture: Shenzhen Norming Lighting	Test Machine:GON-2000	Test Date: 2022/08/29

Coefficients of Utilization - Zonal Cavity Method																		
Coef.	Effective Floor Cavity Reflectance RFC=0.20																	
RhoCC (%)	80				70				50			30			10			0
RhoW (%)	70	50	30	10	70	50	30	10	50	30	10	50	30	10	50	30	10	0
RCR	Coefficient of Utilization(%)																	
0	119	119	119	119	116	116	116	116	111	111	111	106	106	106	102	102	102	99
1	114	111	108	106	111	109	106	104	104	103	101	101	99	98	97	96	95	93
2	108	103	100	96	106	102	98	95	98	96	93	95	93	91	93	91	89	87
3	103	97	92	88	101	96	91	88	93	89	86	90	87	85	88	86	83	82
4	98	91	86	82	97	90	85	81	88	84	80	86	82	79	84	81	78	77
5	94	86	80	76	92	85	80	76	83	79	75	82	78	75	80	77	74	73
6	90	81	76	72	88	81	75	71	79	74	71	78	74	70	76	73	70	69
7	86	77	72	68	84	76	71	67	75	70	67	74	70	67	73	69	66	65
8	82	73	68	64	81	73	67	64	72	67	63	71	66	63	70	66	63	62
9	79	70	64	61	78	69	64	61	68	64	60	67	63	60	67	63	60	59
10	76	67	61	58	75	66	61	58	65	61	57	65	60	57	64	60	57	56

Unified Glare Rating Table

Lum. Name: WL02-06-DW-04 1800-3000K RA90 36D	Lum. Catelog:	Test ID: 01
Lamp Name:	Lamp Catalog: LED	Test Lab: Quality Department
Manufacture: Shenzhen Norming Lighting	Test Machine:GON-2000	Test Date: 2022/08/29

Unified Glare Rating Table

Ceiling RCC	0.70	0.70	0.50	0.50	0.30	0.70	0.70	0.50	0.50	0.30
Wall RW	0.50	0.30	0.50	0.30	0.30	0.50	0.30	0.50	0.30	0.30
Floor RFC	0.20	0.20	0.20	0.20	0.20	0.20	0.20	0.20	0.20	0.20
Room Size	Vewed crosswise					Vewed endwise				
X=2H Y=2H	19.6	20.6	19.9	20.9	21.2	20.3	21.3	20.7	21.6	21.9
	19.6	20.5	20.0	20.8	21.2	20.3	21.2	20.7	21.5	21.9
	19.6	20.4	20.0	20.7	21.1	20.3	21.1	20.7	21.5	21.9
	19.5	20.2	19.9	20.6	21.0	20.3	21.0	20.7	21.4	21.8
	19.5	20.2	19.9	20.6	21.0	20.2	20.9	20.7	21.3	21.8
	19.4	20.1	19.9	20.5	20.9	20.2	20.8	20.6	21.2	21.7
X=4H Y=2H	19.4	20.2	19.8	20.6	21.0	20.1	20.9	20.5	21.3	21.7
	19.5	20.2	19.9	20.6	21.0	20.2	20.9	20.6	21.3	21.7
	19.5	20.1	19.9	20.5	21.0	20.2	20.8	20.7	21.3	21.7
	19.5	19.9	19.9	20.4	20.9	20.2	20.7	20.7	21.2	21.7
	19.4	19.9	19.9	20.3	20.8	20.2	20.6	20.7	21.1	21.6
	19.4	19.8	19.9	20.3	20.8	20.1	20.5	20.6	21.0	21.5
X=8H Y=4H	19.4	19.8	19.9	20.3	20.8	20.1	20.6	20.6	21.0	21.5
	19.3	19.7	19.9	20.2	20.8	20.1	20.5	20.6	21.0	21.5
	19.3	19.6	19.9	20.2	20.7	20.1	20.4	20.6	20.9	21.4
	19.3	19.6	19.8	20.1	20.7	20.1	20.3	20.6	20.9	21.4
X=12H Y=4H	19.3	19.7	19.8	20.2	20.7	20.1	20.4	20.6	20.9	21.4
	19.3	19.6	19.8	20.1	20.7	20.0	20.4	20.6	20.8	21.4
	19.3	19.6	19.8	20.1	20.7	20.0	20.3	20.6	20.8	21.4
Variations with the objverver position at spacings										
S=1.0H	0.6/-0.6					0.8/-0.8				
S=1.5H	1.5/-1.5					1.3/-1.5				
S=2.0H	1.6/-2.5					1.4/-2.0				
Reduced UGR Table:										
Nordic Standard Table:	BK0					BK0				
Correction Value	0.4					0.4				

o the CIE Pub.117, data has been corrected, refers to the lamp's lumens 8.2flm.

Candela Tabulation

V/H	C0.0	C90.0	C180.0	C270.0
γ 0.0	660.05	660.05	660.05	660.05
γ 5.0	673.66	649.69	616.40	625.51
γ 10.0	646.48	642.56	518.62	531.96
γ 15.0	547.20	562.30	373.16	368.82
γ 20.0	389.25	406.15	224.50	223.55
γ 25.0	237.93	254.11	131.30	138.39
γ 30.0	145.92	162.66	79.41	87.14
γ 35.0	91.61	105.68	47.70	52.70
γ 40.0	57.39	67.03	28.77	31.97
γ 45.0	33.73	41.14	15.17	15.43
γ 50.0	14.85	18.64	8.97	8.81
γ 55.0	9.08	10.41	6.50	5.74
γ 60.0	5.48	6.43	4.60	4.51
γ 65.0	4.14	4.60	3.63	3.37
γ 70.0	3.22	3.65	2.13	1.97
γ 75.0	1.56	2.24	0.80	1.05
γ 80.0	0.68	0.87	0.37	0.54
γ 85.0	0.43	0.54	0.07	0.39
γ 90.0	0.20	0.34	0.00	0.09
γ 95.0	0.00	0.25	0.00	0.00
γ 100.0	0.00	0.06	0.00	0.09
γ 105.0	0.00	0.16	0.00	0.37
γ 110.0	0.00	0.00	0.00	0.00
γ 115.0	0.00	0.00	0.00	0.00
γ 120.0	0.00	0.00	0.00	0.00
γ 125.0	0.00	0.00	0.00	0.31
γ 130.0	0.00	0.00	0.05	0.20
γ 135.0	0.43	0.01	0.32	0.45
γ 140.0	0.24	0.42	0.50	0.72
γ 145.0	0.61	0.44	0.93	0.96
γ 150.0	1.16	0.79	1.22	1.01
γ 155.0	1.45	1.24	1.64	1.46
γ 160.0	1.26	1.21	1.62	1.64
γ 165.0	1.67	1.49	1.69	1.87
γ 170.0	1.44	1.96	1.82	1.39
γ 175.0	1.29	1.75	2.16	1.50
γ 180.0	1.72	1.72	1.72	1.72